

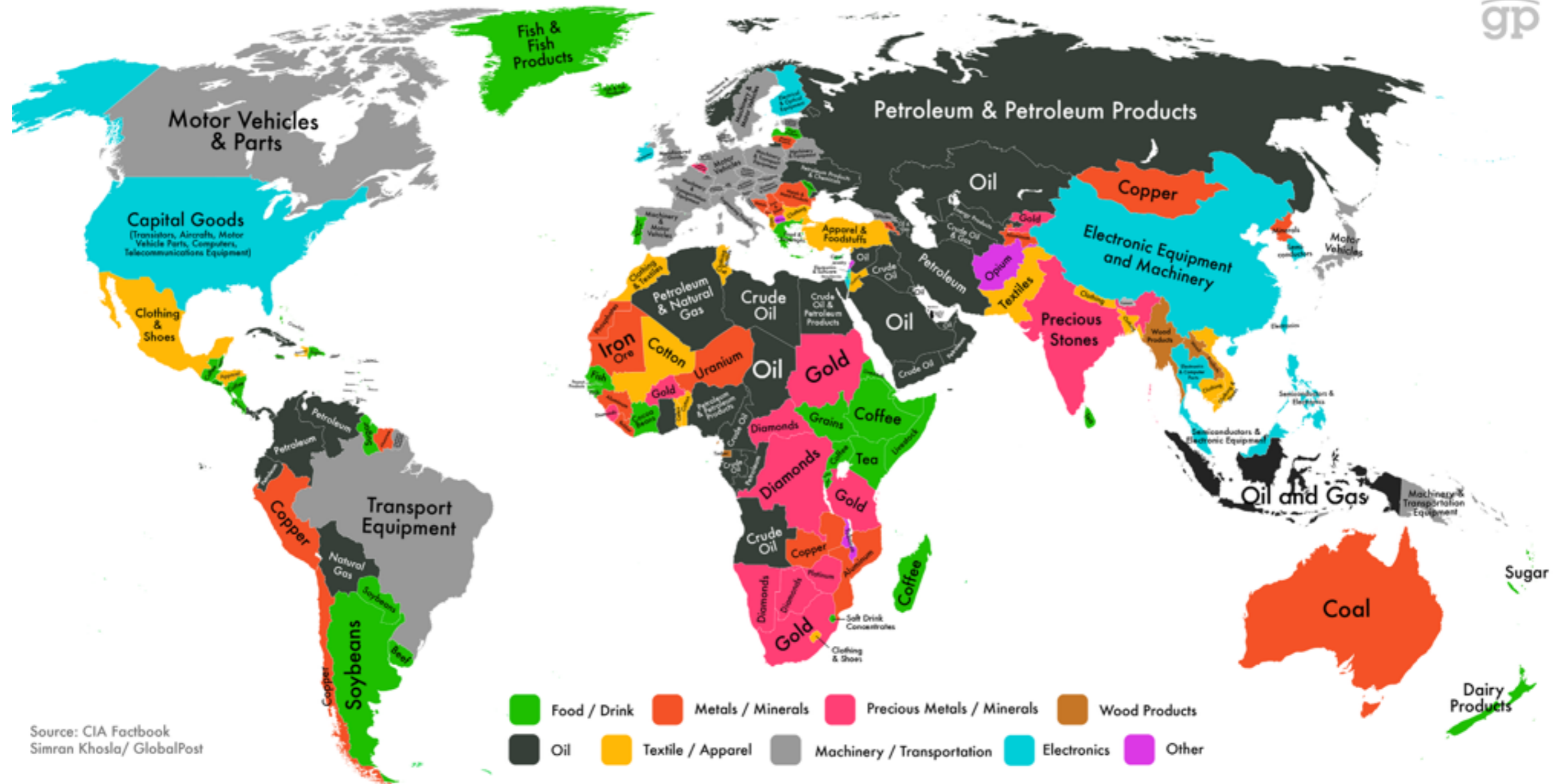


# HIGHEST VALUE EXPORT

Activity



# HIGHEST VALUE EXPORT



Source: CIA Factbook  
Simran Khosla/ GlobalPost

Match the main export commodity with the list of countries with that as their most valued export commodity.

- H** Coffee
- M** Copper
- I** Diamonds / Finished Diamonds
- E** Electronics
- N** Fish & Fish Products
- K** Foods (excluding sugar, and fish)
- O** Gold
- C** Machinery (excluding motor vehicles)
- G** Metals & Minerals (excluding copper)
- A** Motor Vehicles
- D** Oil / Petroleum
- J** Sugar
- B** Tea
- F** Textile / Apparel
- L** Wood

**A**  
Germany  
Sweden  
Japan  
Canada  
Spain

**B**  
Sri Lanka  
Kenya

**C**  
United Kingdom  
France  
Switzerland  
Austria  
Netherlands  
Poland

**D**  
Nigeria  
Algeria  
Libya  
Egypt  
Iran  
Iraq  
Saudi Arabia  
Russia  
Norway  
Indonesia

**E**  
United States  
China  
South Korea  
Taiwan  
Malaysia  
Philippines  
Thailand  
Israel  
Finland  
Ireland

**F**  
Mexico  
Honduras  
Turkey  
Bulgaria  
Tunisia  
Morocco  
Pakistan  
Nepal  
Bangladesh  
Vietnam

**G**  
Suriname  
Mauritania  
Niger  
Australia  
Romania  
Serbia  
Bosnia

**H**  
Ethiopia  
Madagascar  
Uganda  
Rwanda  
Burundi  
Guatemala  
El Salvador

**I**  
Belgium  
Namibia  
Botswana  
DR Congo  
Sierra Leone  
Central African Rep.

**J**  
Jamaica  
Dominican Republic  
Guyana  
Belize

**K**  
Argentina  
Uruguay  
Paraguay  
Grenada  
Portugal  
Greece  
New Zealand  
Cyprus  
South Sudan

**L**  
Equatorial Guinea  
Myanmar  
Laos

**M**  
Mongolia  
Chile  
Peru  
Zambia

**N**  
Iceland  
Greenland  
Senegal  
Guinea Bissau

**O**  
South Africa  
Tanzania  
Burkina Faso  
Kyrgyzstan

Match the main export commodity with the list of countries with that as their most valued export commodity.

- \_\_\_\_\_ Coffee
- \_\_\_\_\_ Copper
- \_\_\_\_\_ Diamonds / Finished Diamonds
- \_\_\_\_\_ Electronics
- \_\_\_\_\_ Fish and Fish Products
- \_\_\_\_\_ Foods (excluding sugar, and fish)
- \_\_\_\_\_ Gold
- \_\_\_\_\_ Machinery (excluding motor vehicles)
- \_\_\_\_\_ Metals & Minerals (excluding copper)
- \_\_\_\_\_ Motor Vehicles
- \_\_\_\_\_ Oil / Petroleum
- \_\_\_\_\_ Sugar
- \_\_\_\_\_ Tea
- \_\_\_\_\_ Textile / Apparel
- \_\_\_\_\_ Wood

**A**  
 Germany  
 Sweden  
 Japan  
 Canada  
 Spain

**B**  
 Sri Lanka  
 Kenya

**C**  
 United Kingdom  
 France  
 Switzerland  
 Austria  
 Netherlands  
 Poland

**D**  
 Nigeria  
 Algeria  
 Libya  
 Egypt  
 Iran  
 Iraq  
 Saudi Arabia  
 Russia  
 Norway  
 Indonesia

**E**  
 United States  
 China  
 South Korea  
 Taiwan  
 Malaysia  
 Philippines  
 Thailand  
 Israel  
 Finland  
 Ireland

**F**  
 Mexico  
 Honduras  
 Turkey  
 Bulgaria  
 Tunisia  
 Morocco  
 Pakistan  
 Nepal  
 Bangladesh  
 Vietnam

**G**  
 Suriname  
 Mauritania  
 Niger  
 Australia  
 Romania  
 Serbia  
 Bosnia

**H**  
 Ethiopia  
 Madagascar  
 Uganda  
 Rwanda  
 Burundi  
 Guatemala  
 El Salvador

**I**  
 Belgium  
 Namibia  
 Botswana  
 DR Congo  
 Sierra Leone  
 Central African Rep.

**J**  
 Jamaica  
 Dominican Republic  
 Guyana  
 Belize

**K**  
 Argentina  
 Uruguay  
 Paraguay  
 Grenada  
 Portugal  
 Greece  
 New Zealand  
 Cyprus  
 South Sudan

**L**  
 Equatorial Guinea  
 Myanmar  
 Laos

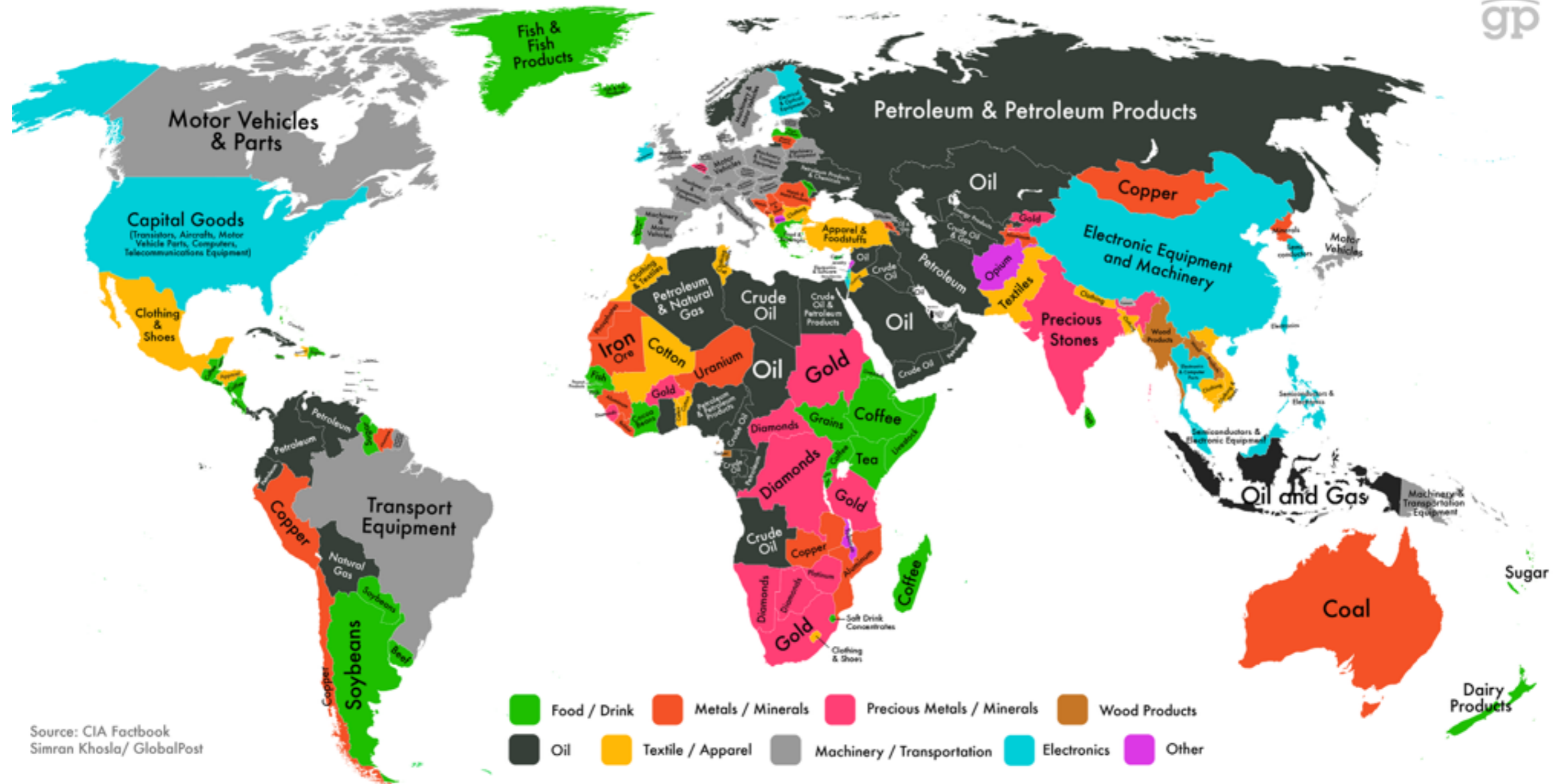
**M**  
 Mongolia  
 Chile  
 Peru  
 Zambia

**N**  
 Iceland  
 Greenland  
 Senegal  
 Guinea Bissau

**O**  
 South Africa  
 Tanzania  
 Burkina Faso  
 Kyrgyzstan

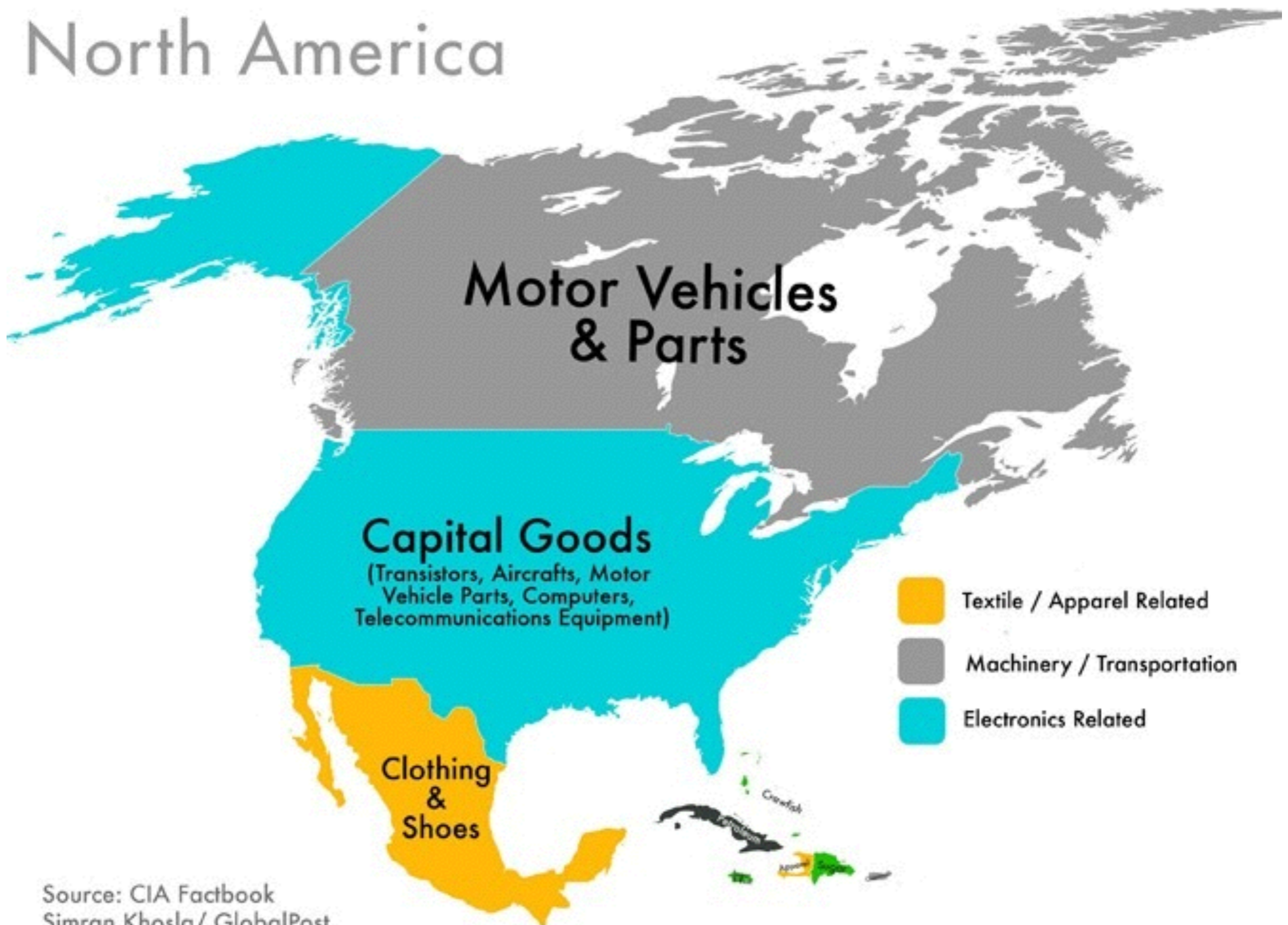


# HIGHEST VALUE EXPORT



Source: CIA Factbook  
Simran Khosla/ GlobalPost

# North America

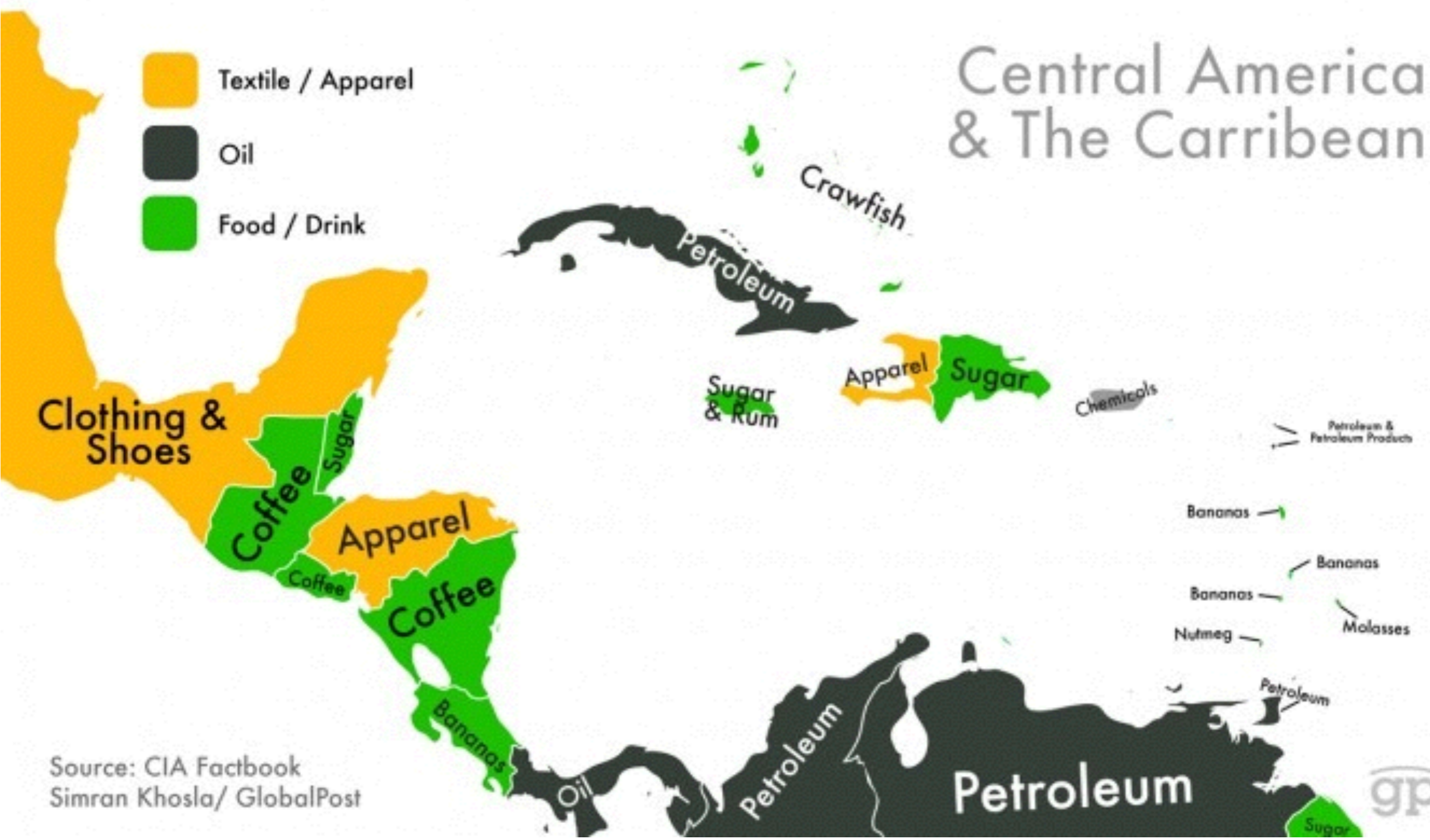


Source: CIA Factbook  
Simran Khosla/ GlobalPost



# Central America & The Caribbean

-  Textile / Apparel
-  Oil
-  Food / Drink



Source: CIA Factbook  
Simran Khosla/ GlobalPost





Source: CIA Factbook  
Simran Khosla / GlobalPost







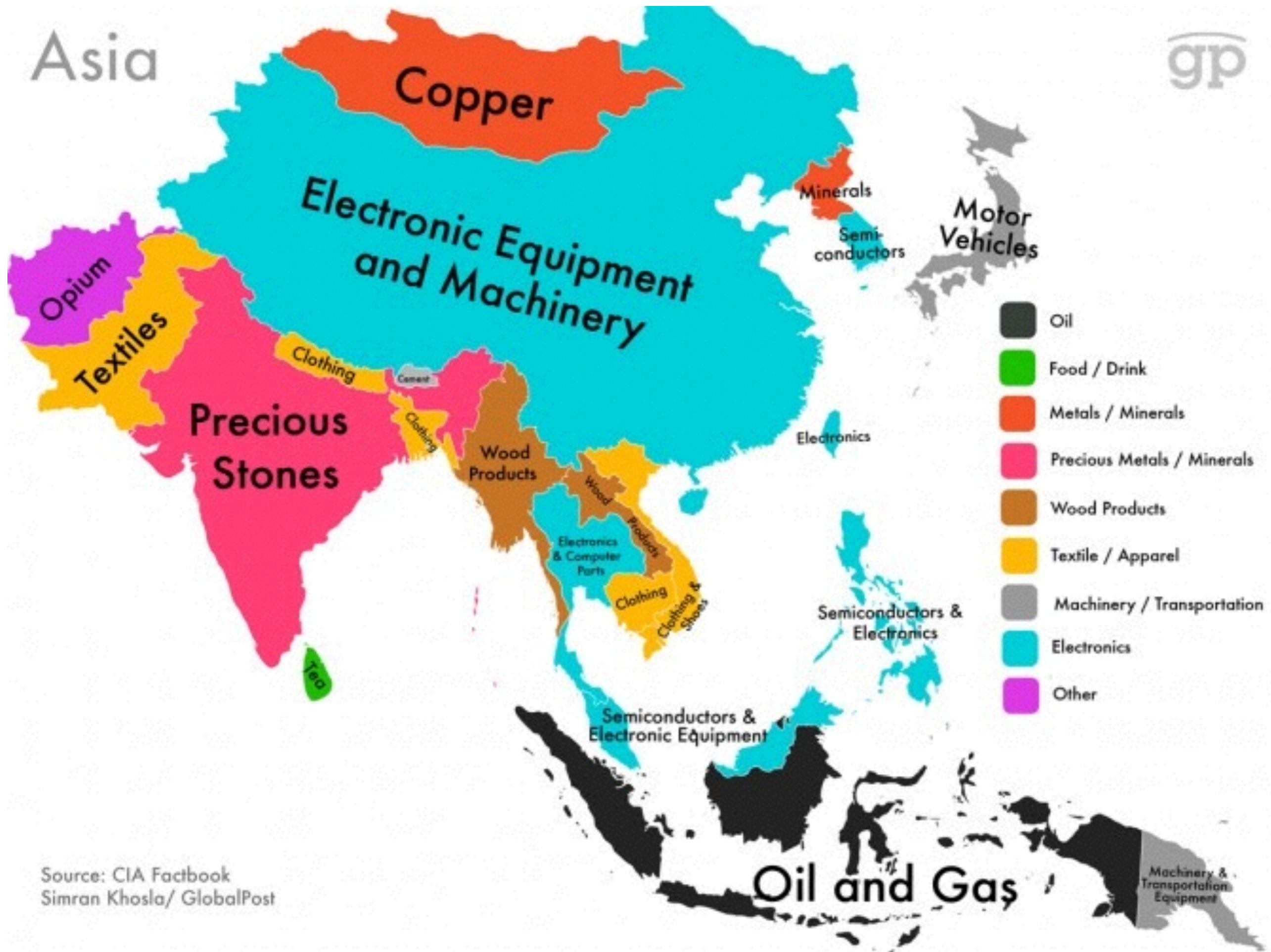








# Asia



Source: CIA Factbook  
Simran Khosla/ GlobalPost